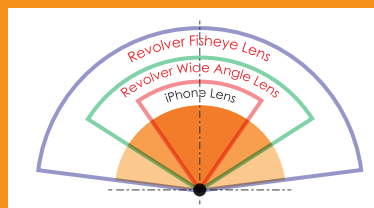



NEWLY DEVELOPED RV-3 4-IN-1 LENS KIT



Extend the range of your iPhone's built in camera. With our 4 in 1 Revolver Lens, you can choose the lens that suits your needs.



Smartphone Case Crafted with Alloy and Polycarbonate

HOW TO USE REVOLVER LENS



LOCK MODE

The lock position prevents the lenses from being released.



LENS MODE

Rotating the Revolver to the open position allows the lenses to be released

FL - FISHEYE LENS

The Fisheye Lens captures approximately a 180° field-of-view and produces some striking images.



1. Rotate the Revolver to align "FL" with the white dot.



2. Flip out the lens.



3. With the lens flipped out, the fisheye lens can be used.

W/M - WIDE ANGLE LENS/MACRO

The **wide angle lens** is great for when you need that extra field of view, approximately double that of the normal iPhone. The **10x macro lens** is great for close up pictures and has an approx. 18mm focus distance.



1. Rotate the Revolver to align "W/M" with the white dot.



2. Flip out the lens. Wide angle and macro lenses are stacked on top of one another using a magnetic ring.



3. With the lens flipped out, the wide angle lens can be used.



4. Remove the wide angle lens to access the macro lens.

CPL - CIRCULAR POLARIZER

Remove unwanted reflections from non-metallic surfaces. Enable colors to become more saturated with better contrast.



1. Rotate the Revolver to align "CPL" with the white dot.



2. Flip out the lens.



3. With the lens flipped out, the CPL filter can be used.

Tip: Rotate the CPL lens to cut glare and improve saturation

HOW TO INSTALL YOUR ZTYLUS CASE - IPHONE 6 MODELS



Untighten the locking screw



Detach bottom plate and insert the phone



Reattach bottom piece and tighten locking screw

HOW TO INSTALL YOUR ZTYLUS CASE - IPHONE 7 MODELS



Remove top of the case



Install the phone




Ready to use




FISHEYE LENS
The Fisheye Lens captures approximately a 180° field-of-view and produces some striking images.



WIDE ANGLE LENS
The Wide-Angle Lens is great for when you need that extra field of view, approximately double that of the normal iPhone



MACRO LENS
Choose the lens based on the level of detail you're looking for. The 10x Macro Lens has an approx. 18mm focusing distance.



CPL
A circular polarizer filter cuts glare and reflections, allowing deep, natural colors to show through with great saturation. This effect is most noticed in blue skies where white clouds will pop from the darkened blue skies.



HOW TO USE ZTYLUS CASE

HOW TO REMOVE THE REVOLVER LENS



1 Push the button with the red dot
2 Turn the Revolver Lens counterclockwise
3 Remove the Revolver Lens



OTHER COMPATIBLE ATTACHMENTS

*Other attachments are sold separately



PATENTS GRANTED & PENDING:
ZL201430225244.0 / ZL201420074391.7
ZL201320702259.1 / ZL201420285989.0 / US20150192757A1

Designed in USA, Made in China
For more info, visit www.ztylus.com